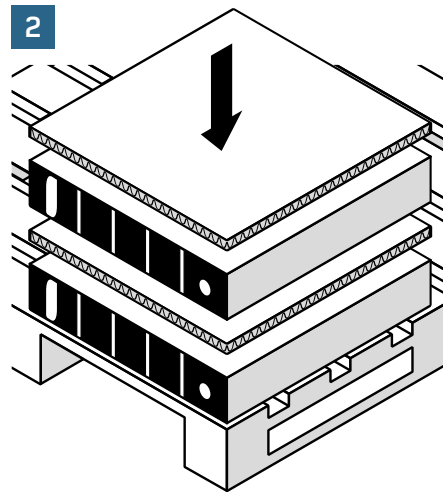
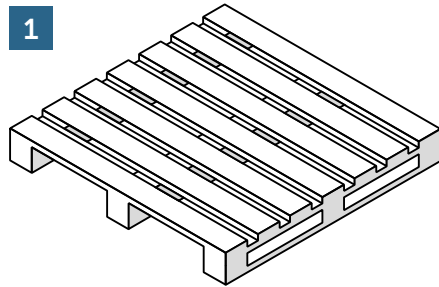



Guidance for packing BASE UNITS, TOWER UNITS & SERVERS

You will need;

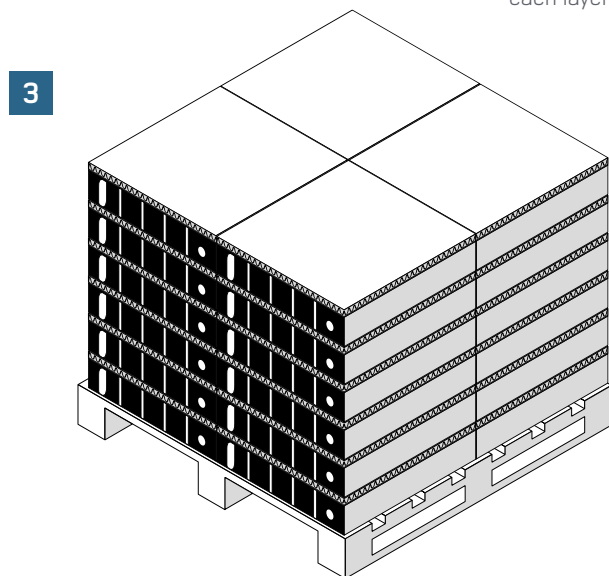
- A pallet or pallets
- Cardboard sheets or bubble wrap
- Opaque shrink wrap and a handheld wrapper



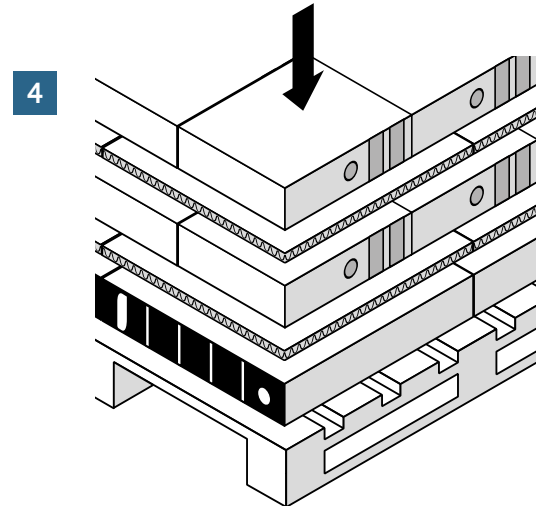
Stack units onto the pallet with a layer or bubble wrap or cardboard between each layer.



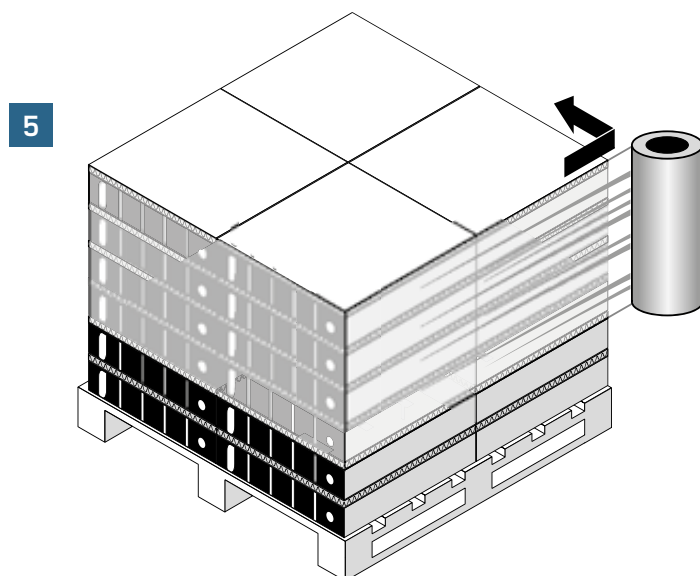
Watch out! Units shouldn't overhang the edges of the pallet.



Desktops should be stacked to a maximum of 10 high, tower units and servers should only be 6 high.



Units of varying sizes should be packed with the largest units at the bottom.



Once you have stacked all your units then use the shrink wrap to secure your pallet by wrapping the units.

Shrink wrap also helps to improve security!

Now all you need to do is label your pallet and book a collection!
What do you want to do now?

- Print a packing label
- Get more packing instructions
- Order packing materials